



freud.



**LM10 - Saw blade for first cut
on wet wood**

**Extreme
lifetime**

freud.

**LM10 - Saw blade for first cut
on wet wood**

**Extreme
lifetime**



Dedicated gullet design: increased chip expulsion.

The special gullets are designed to direct more sawdust aside with the support of the internal rakers slots. The blade stays cleaner for longer, therefore limiting the dull-wear of the cutting edges.

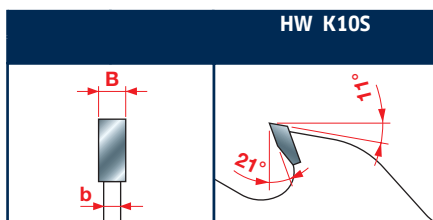


Perma-SHIELD coating: extreme lifetime.

The complete thermal insulation which conveys the highest resistance to heat and wear for an exceptional cutting quality. It strongly reduces resin build-up for a most performing blade which lasts longer.

Flat tooth in K10S Carbide: the best combination for soft wood cutting.

The flat tooth is made of a powder mix with the highest impact strength level for cutting soft wood even in presence of knots.



Tooth features - Caratteristiche del dente

| D | B | b | d | Z | NL - KN FT - CH | Code Codice | SAP SAP |
|-----|-----|-----|----|--------|--------------------|----------------|------------|
| 350 | 3,9 | 2,5 | 50 | 18+2+2 | - | LM1035001 | F03FS07701 |
| 400 | 4,4 | 3 | 50 | 18+2+2 | - | LM1040001 | F03FS07702 |
| 450 | 4,8 | 3 | 50 | 18+2+4 | - | LM1045001 | F03FS07703 |
| 500 | 5,2 | 3,5 | 50 | 18+2+4 | - | LM1050001 | F03FS07704 |
| 560 | 5,5 | 3,5 | 50 | 18+2+4 | - | LM1056001 | F03FS07705 |

Suitable for Poplar, Pine, Spruce, Cedar, Larch.

freud.

freud S.p.A. - Società Unipersonale
Via Padova, 3 - 33010 Tavagnacco (UD) Italy
Tel. +39 0432 551411 - Fax +39 0432 551440
info@freud.it - www.freud.it